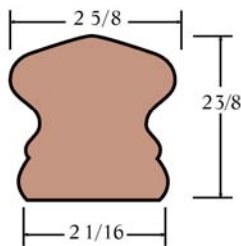
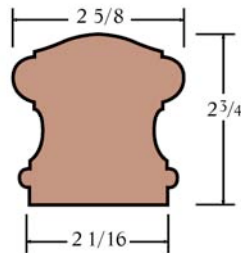


Hand Rail Choices



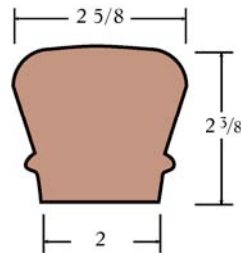
6510 E

12'-16' may have one seam joint in top ply
Oak, Maple, Cherry, Mahogany, White Oak, Brazilian Cherry



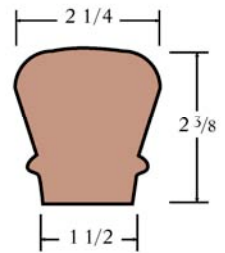
6710 E

12'-16' may have one seam joint in top ply
Oak, Maple, Cherry, Mahogany



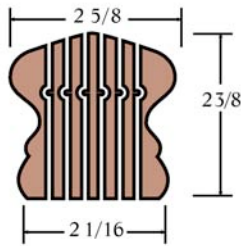
6210 E

12', 14' & 16' with one seam joint in top cap
Oak, Maple



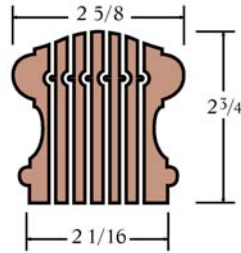
6010 E

12', 14', 16' with one seam joint in top cap
Oak, Maple, Cherry, Brazilian Cherry, Poplar



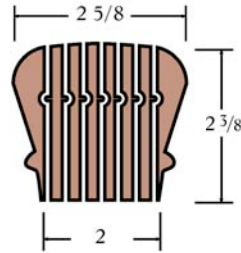
6510 B

Oak, Maple, Cherry, Mahogany, White Oak, Brazilian Cherry



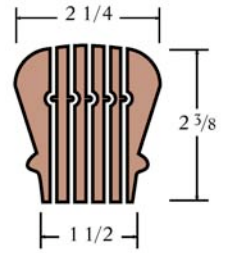
6710 B

Oak, Maple, Cherry, Mahogany



6210 B

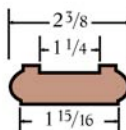
Oak, Maple



6010 B

Oak, Maple, Cherry, Brazilian Cherry

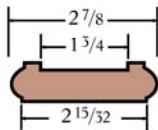
Shoe Rail



6045
1 1/4 x LF

oak, maple

Shoe Rail



6006
1 3/4 x LF

oak, maple

All Northern Red Oak Excellent Color Match

We will make every attempt to supply your specified hand rail lengths, but you may receive the next available length, and in those cases you will be charged for the length shipped.

Fillet

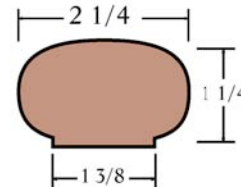
6055
1 1/4 x LF

oak, maple, poplar, cherry, white oak, brazilian cherry, mahogany

Fillet

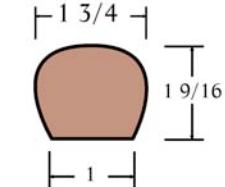
6007
1 3/4 x LF

oak, maple, cherry, mahogany, white oak, brazilian cherry



6042

Oak



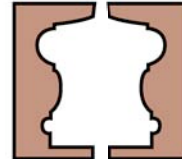
6040

Constructed with all plys containing fingerjoints
16' lengths only
Oak, Maple, Poplar



6510

pine, plastic molding



6710

pine, plastic molding



6010/6210

pine, plastic molding